

TRON CREW MAP

27 MILES R.T.

Location: ①

AT&T Center
1150 S. Olive St.
Los Angeles, CA. 90015
(213) 534-3456

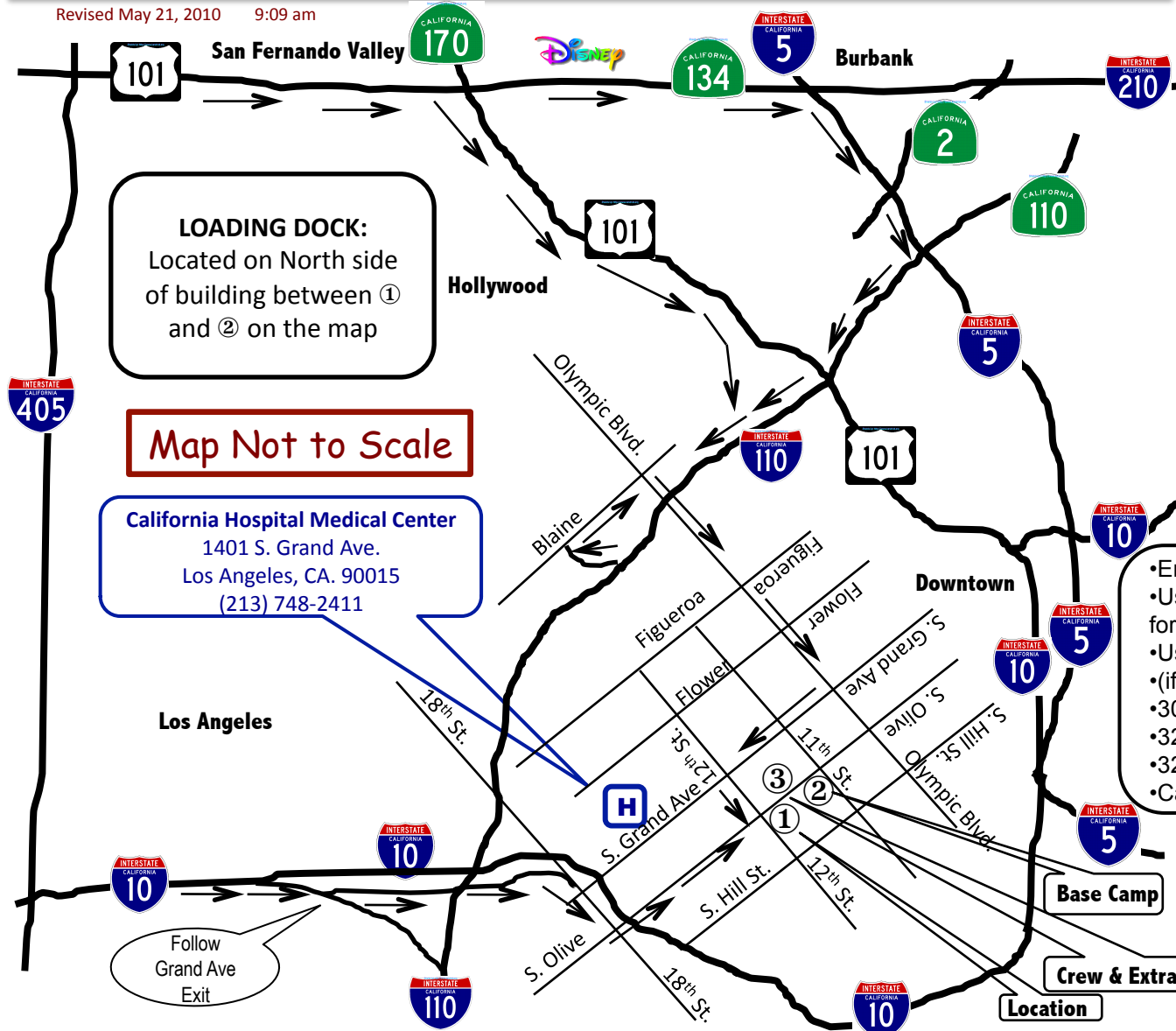
Base Camp ②:

Prestige Parking
1100 S. Olive St.
Los Angeles, CA. 90015
(213) 746-7275

Crew Parking ③

AT&T Parking Structure
1133 S. Olive St.
Los Angeles, CA. 90015
6'6" Max. Vehicle Height

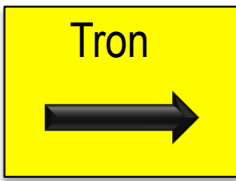
Revised May 21, 2010 9:09 am




LOADING DOCK:
Located on North side
of building between ①
and ② on the map

Map Not to Scale

California Hospital Medical Center
1401 S. Grand Ave.
Los Angeles, CA. 90015
(213) 748-2411



Look for these
Location Signs



- **Photo ID required for access to location.**
- A badge will be issued to each crew member.
- Tell Parking Structure Attendant you are with Tron.

- Enter building at Lobby or Loading Dock
- Use **LOADING DOCK & FREIGHT ELEVATOR** for deliveries or if you carry **anything**
- Use "Authorized" passenger elevator in lobby (if you are not carrying any items)
- 30th Floor **LOCATION**
- 32nd Floor Extra's Holding
- 32nd Floor Additional Hair & MU Stations
- Catering in Base Camp Parking lot

Lost:
Call Michael J. Burmeister
(818) 400-4406 or
Production Office
(818) 560-6789

FROM: DISNEY TO CREW PARKING:

1. Take 134 Fwy EAST
2. Take 5 Fwy SOUTH
3. Take 110 Fwy SOUTH-Los Angeles
4. Take Olympic Blvd. Exit
5. Turn RIGHT at bottom of ramp (Blaine St.)
6. Turn RIGHT on W. Olympic
7. Turn RIGHT on S. Grand Ave.
8. Turn LEFT on W. 12th St.
9. Turn LEFT on S. Olive St.
10. Turn LEFT into Parking STRUCTURE
11. Take ticket (get validated from Site Rep.)
12. Park on roof as directed.

FROM: SFV TO CREW LOT:

1. Take 101 Ventura Fwy SOUTH-Los Angeles
2. Take 110 Fwy SOUTH
3. Take Olympic Blvd. Exit
4. Turn RIGHT at bottom of ramp (Blaine St.)
5. Turn RIGHT on W. Olympic
6. Turn RIGHT on S. Grand Ave.
7. Turn LEFT on W. 12th St.
8. Turn LEFT on S. Olive St.
9. Turn LEFT into Parking STRUCTURE
10. Take ticket (get validated from Site Rep.)
11. Park on roof as directed.

FROM: WESTSIDE TO CREW LOT:

1. Take 10 Fwy EAST
2. Take Convention Center/Grand Ave Exit.
3. Follow signs for Grand Ave Exit
4. Follow signs for:
5. Convention Center/Grand Ave./Olive St.
6. (Exit ramp follows 110 Fwy SOUTH Exit Ramp)
7. Exit Ramp becomes W. 18th St.
8. Turn LEFT at S. Olive St.
9. Cross 12th St.
10. Turn LEFT into Parking STRUCTURE
11. Take ticket (get validated from Site Rep.)
12. Park on roof as directed